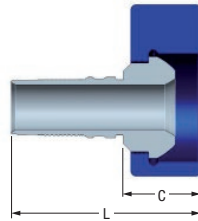


## Interlock Inserts – US End Configurations

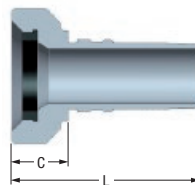
**NEW**



**Male Hammer Union Fig. 1502 integral fitting with Lug Nut – Use with Alfabiotech 6000 and 10K Cementing hoses**

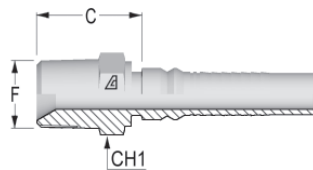
Part Number	Dash Size	Hose ID (in)	Hose ID (mm)	C Cut-Off (mm)	L Overall Length (mm)	Weight (lbs/each)
Z-3232-MHUN	32	2	50.8	60.8	162.2	14.55

**NEW**



**Female Hammer Union Fig. 1502 integral fitting with Rubber Ring – Use with Alfabiotech 6000 and 10K Cementing hoses**

Part Number	Dash Size	Hose ID (in)	Hose ID (mm)	C Cut-Off (mm)	L Overall Length (mm)	Weight (lbs/each)
Z-3232-FHUN	32	2	50.8	57.3	158.7	5.73



### API Male NPT

Part Number	Dash Size	Hose ID Size		F Thread		C Cut-Off Factor (mm)	CH1 (mm)	Weight (lbs/each)
		(in)	(mm)	Dash Size	Size (in) - TPI			
Z-3232-MAPI	32	2	50.8	32	2 - 11 1/2	114.5	65	4.50

Because we continually examine ways to improve our products, we reserve the right to alter specifications or discontinue products without prior notice.

- HOSES
- ONE-PIECE B SERIES
- ONE-PIECE D SERIES
- ONE-PIECE F & P SERIES
- TWO-PIECE FERRULES (A & PFR SERIES)
- TWO-PIECE INSERTS (A-SERIES)
- TWO-PIECE INTERLOCK FERRULES & INSERTS (X & Z SERIES)
- QUICK RELEASE
- ASSEMBLY EQUIPMENT
- TECHNICAL INFORMATION