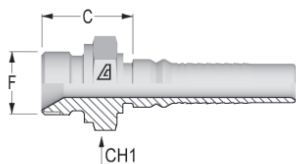


Two-Piece Fittings - X Series

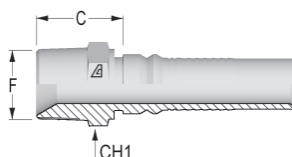


Interlock Inserts – International End Configurations



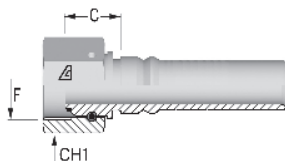
BSP Male Parallel 60° Seat Interlock

Part Number	Dash Size	Hose ID Size		F Thread		C Cut-Off Factor (mm)	Hex Dia. CH1 (mm)	Weight (lbs/each)
		(in)	(mm)	Dash Size	Size (in) - TPI			
X-1212-MBPP	12	3/4	19.0	12	3/4-14	32.0	32	0.40
X-1616-MBPP	16	1	25.4	16	1-11	38.0	41	0.75
X-1620-MBPP	16	1	25.4	20	1 1/4-11	44.0	50	1.00
X-2020-MBPP	20	1 1/4	31.8	20	1 1/4-11	44.2	50	1.27
X-2424-MBPP	24	1 1/2	38.1	24	1 1/2-11	46.5	55	1.76
X-3232-MBPP	32	2	50.8	32	2-11	52.5	70	2.80



BSP/JIS Male Tapered Interlock

Part Number	Dash Size	Hose ID Size		F Thread		C Cut-Off Factor (mm)	Hex Dia. CH1 (mm)	Weight (lbs/each)
		(in)	(mm)	Dash Size	Size (in) - TPI			
X-1212-MBPT	12	3/4	19.0	12	3/4-14	32.0	27	0.34
X-1616-MBPT	16	1	25.4	16	1-11	41.0	36	0.71
X-2020-MBPT	20	1 1/4	31.8	20	1 1/4-11	46.2	46	1.28
X-2424-MBPT	24	1 1/2	38.1	24	1 1/2-11	48.0	50	1.77
X-3232-MBPT	32	2	50.8	32	2-11	53.2	65	2.77



BSP/JIS Swivel Female 60° Cone Interlock

Part Number	Dash Size	Hose ID Size		F Thread		C Cut-Off Factor (mm)	Hex Dia. CH1 (mm)	Weight (lbs/each)
		(in)	(mm)	Dash Size	Size (in) - TPI			
X-0808-FBPO	08	1/2	12.7	08	1/2-14	22.5	27	0.32
X-1212-FBPO	12	3/4	19.0	12	3/4-14	25.5	32	0.42
X-1616-FBPO	16	1	25.4	16	1-11	30.2	38	0.71
X-2020-FBPO	20	1 1/4	31.8	20	1 1/4-11	33.5	50	1.29
X-2424-FBPO	24	1 1/2	38.1	24	1 1/2-11	35.0	55	1.79
X-3232-FBPO	32	2	50.8	32	2-11	33.0	70	2.77

Because we continually examine ways to improve our products, we reserve the right to alter specifications or discontinue products without prior notice.



HOSES

ONE-PIECE B SERIES

ONE-PIECE D SERIES

ONE-PIECE F & P SERIES

TWO-PIECE FERRULES (A & PFR SERIES)

TWO-PIECE INSERTS (A SERIES)

TWO-PIECE INTERLOCK FERRULES & INSERTS (X & Z SERIES)

QUICK RELEASE

ASSEMBLY EQUIPMENT

TECHNICAL INFORMATION