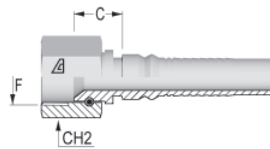
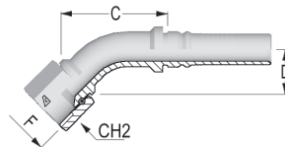


Interlock Inserts – US End Configurations



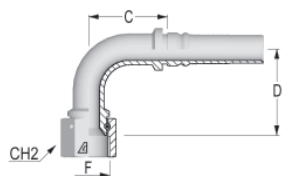
JIC Swivel Female 37° Seat Interlock

Part Number	Dash Size	Hose ID Size		F Thread		C Cut-Off Factor (mm)	Hex Dia. CH2 (mm)	Weight (lbs/each)
		(in)	(mm)	Dash Size	Size (in) - TPI			
X-1212-FJSH	12	3/4	19.0	12	1 1/16-12	18.7	32	0.41
X-1616-FJSH	16	1	25.4	16	1 5/16-12	22.5	38	0.66
X-2020-FJSH	20	1 1/4	31.8	20	1 5/8-12	25.7	50	1.24
X-2424-FJSH	24	1 1/2	38.1	24	1 7/8-12	29.0	55	1.72
X-3232-FJSH	32	2	50.8	32	2 1/2-12	34.0	70	2.80



45° JIC Swivel Female 37° Seat Interlock

Part Number	Dash Size	Hose ID Size		F Thread		C Cut-Off Factor (mm)	D Drop (mm)	Hex Dia. CH2 (mm)	Weight (lbs/each)
		(in)	(mm)	Dash Size	Size (in) - TPI				
X-1212-FJ45	12	3/4	19.0	12	1 1/16-12	66.0	27.5	32	0.69
X-1616-FJ45	16	1	25.4	16	1 5/16-12	79.5	31.0	38	1.24
X-2020-FJ45	20	1 1/4	31.8	20	1 5/8-12	93.7	37.0	50	1.73
X-2424-FJ45	24	1 1/2	38.1	24	1 7/8-12	107.0	38.0	55	2.78
X-3232-FJ45	32	2	50.8	32	2 1/2-12	148.0	51.5	70	4.96



90° JIC Swivel Female 37° Seat Interlock

Part Number	Dash Size	Hose ID Size		F Thread		C Cut-Off Factor (mm)	D Drop (mm)	Hex Dia. CH2 (mm)	Weight (lbs/each)
		(in)	(mm)	Dash Size	Size (in) - TPI				
X-1212-FJ9M	12	3/4	19.0	12	1 1/16-12	52.0	57.0	32	0.66
X-1616-FJ9M	16	1	25.4	16	1 5/16-12	70.0	67.0	38	0.94
X-2020-FJ9M	20	1 1/4	31.8	20	1 5/8-12	79.2	78.0	50	2.10
X-2424-FJ9M	24	1 1/2	38.1	24	1 7/8-12	94.5	92.0	55	3.09
X-3232-FJ9M	32	2	50.8	32	2 1/2-12	146.0	120.5	70	5.51

Because we continually examine ways to improve our products, we reserve the right to alter specifications or discontinue products without prior notice.

HOSES

ONE-PIECE B SERIES

ONE-PIECE D SERIES

ONE-PIECE F & P SERIES

TWO-PIECE FERRULES (A & PFR SERIES)

TWO-PIECE INSERTS (A-SERIES)

TWO-PIECE INTERLOCK FERRULES & INSERTS (X & Z SERIES)

QUICK RELEASE

ASSEMBLY EQUIPMENT

TECHNICAL INFORMATION