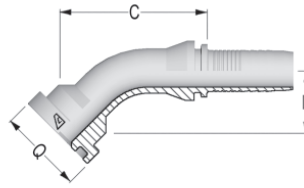
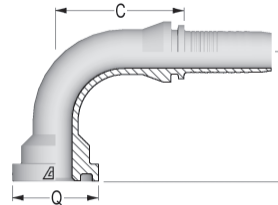


Inserts for two-piece fittings – International End Inserts



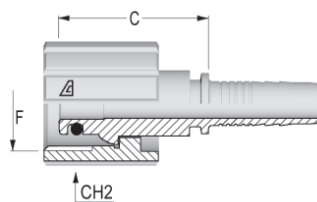
Komatsu 45° O-Ring Flange

Part Number	Dash Size	Hose ID Size		Q Flange		C Cut-Off Factor (mm)	D Drop (mm)	Weight (lbs/each)
		(in)	(mm)	(in)	(mm)			
A-1010-KF45	10	5/8	15.9	1.34	34	59	23	0.33



Komatsu 90° O-Ring Flange

Part Number	Dash Size	Hose ID Size		Q Flange		C Cut-Off Factor (mm)	D Drop (mm)	Weight (lbs/each)
		(in)	(mm)	(in)	(mm)			
A-1010-KF90	10	5/8	15.9	1.34	34	51	51	0.39



Pressure Wash Female (Type K)

Part Number	Dash Size	Hose ID Size		F Thread Size (mm) x TP (mm)	C Cut-Off Factor (mm)	Hex Dia. 2 (mm)	Weight (lbs/each)
		(in)	(mm)				
A-0422-FPWS	04	1/4	6.4	M22x1.5	34	27	0.15
A-0522-FPWS	05	5/16	7.9	M22x1.5	34	27	0.15
A-0622-FPWS	06	3/8	9.5	M22x1.5	34	27	0.16

Because we continually examine ways to improve our products, we reserve the right to alter specifications or discontinue products without prior notice.