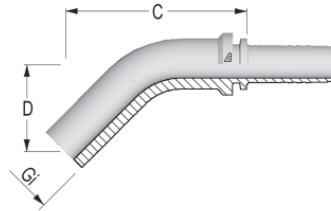


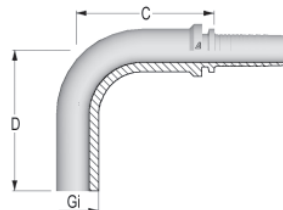
Inserts for two-piece fittings – International End Inserts



For Nuts & Cutting Rings,
please refer to pages 214-216.

45° Metric Bent Tube Standpipe – DIN 2353

Part Number	Dash Size	Hose ID Size		GI Tube OD (mm)	C Cut-Off Factor (mm)	D Drop (mm)	Weight (lbs/each)
		(in)	(mm)				
A-0406-MSP4	04	1/4	6.4	6	50.1	28.0	0.06
A-0408-MSP4	04	1/4	6.4	8	43.2	23.0	0.05
A-0410-MSP4	04	1/4	6.4	10	48.0	24.0	0.04
A-0610-MSP4	06	3/8	9.5	10	48.5	24.0	0.11
A-0612-MSP4	06	3/8	9.5	12	55.5	28.0	0.11
A-0814-MSP4	08	1/2	12.7	14	56.0	28.5	0.22
A-0815-MSP4	08	1/2	12.7	15	62.6	28.5	0.17
A-0816-MSP4	08	1/2	12.7	16	63.3	32.0	0.18
A-0818-MSP4	08	1/2	12.7	18	72.0	30.5	0.20
A-1018-MSP4	10	5/8	15.9	18	64.0	32.0	0.20
A-1020-MSP4	10	5/8	15.9	20	72.0	37.0	0.20
A-1022-MSP4	10	5/8	15.9	22	72.0	37.0	0.25
A-1220-MSP4	12	3/4	19.0	20	85.0	37.0	0.22
A-1222-MSP4	12	3/4	19.0	22	74.3	37.0	0.27
A-1225-MSP4	12	3/4	19.0	25	83.0	44.0	0.40
A-1625-MSP4	16	1	25.4	25	102.3	55.0	0.44



For Nuts & Cutting Rings,
please refer to pages 214-216.

90° Metric Bent Tube Standpipe – DIN 2353

Part Number	Dash Size	Hose ID Size		GI Tube OD (mm)	C Cut-Off Factor (mm)	D Drop (mm)	Weight (lbs/each)
		(in)	(mm)				
A-0406-MSP9	04	1/4	6.4	6	25.4	36	0.04
A-0408-MSP9	04	1/4	6.4	8	25.9	44	0.06
A-0410-MSP9	04	1/4	6.4	10	30.6	42	0.08
A-0610-MSP9	06	3/8	9.5	10	30.7	42	0.08
A-0612-MSP9	06	3/8	9.5	12	35.0	50	0.13

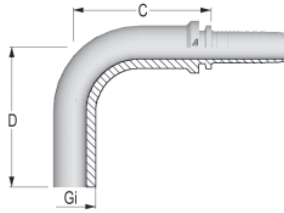
continued on
the next page

Because we continually examine ways to improve our products, we reserve the right to alter specifications or discontinue products without prior notice.

Two-Piece Fittings - A, MTN Series



Nuts and Cutting Rings for DIN 24° Tube Connections



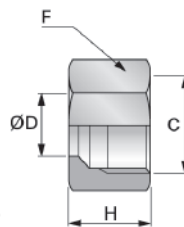
For Nuts & Cutting Rings,
please refer to pages 214-216.

(continued)

90° Metric Bent Tube Standpipe – DIN 2353

Part Number	Dash Size	Hose ID Size		GI Tube OD (mm)	C Cut-Off Factor (mm)	D Drop (mm)	Weight (lbs/each)
		(in)	(mm)				
A-0814-MSP9	08	1/2	12.7	14	39.0	52.0	0.16
A-0815-MSP9	08	1/2	12.7	15	44.7	57.0	0.17
A-0816-MSP9	08	1/2	12.7	16	43.7	64.0	0.24
A-0818-MSP9	08	1/2	12.7	18	58.1	59.0	0.37
A-1018-MSP9	10	5/8	15.9	18	52.2	58.0	0.27
A-1020-MSP9	10	5/8	15.9	20	62.6	70.0	0.45
A-1022-MSP9	10	5/8	15.9	22	49.4	64.0	0.35
A-1220-MSP9	12	3/4	19.0	20	63.4	70.0	0.38
A-1222-MSP9	12	3/4	19.0	22	53.1	67.5	0.44
A-1225-MSP9	12	3/4	19.0	25	63.2	85.0	0.77
A-1625-MSP9	16	1	25.4	25	73.1	98.5	0.82
A-1628-MSP9	16	1	25.4	28	73.1	89.5	0.88
A-1630-MSP9	16	1	25.4	30	73.1	102.5	1.47

Nuts and Cutting Rings for DIN 24° Tube Connections



Nut DIN 24° Light Series

Part Number	OD (mm)	C (mm)	F (mm)	H (mm)	Weight (lbs/each)
MTN-6L12X1.5	6	M12X1.5	14	14.5	0.02
MTN-8L14X1.5	8	M14X1.5	17	14.5	0.03
MTN-10L16X1.5	10	M16X1.5	19	15.5	0.04
MTN-12L18X1.5	12	M18X1.5	22	15.5	0.05
MTN-15L22X1.5	15	M22X1.5	27	17.0	0.09
MTN-18L26X1.5	18	M26X1.5	32	18.0	0.13
MTN-22L30X2	22	M30X2	36	20.0	0.17
MTN-28L36X2	28	M36X2	41	21.0	0.20
MTN-35L45X2	35	M45X2	50	24.0	0.30
MTN-42L52X2	42	M52X2	60	24.0	0.48

Because we continually examine ways to improve our products, we reserve the right to alter specifications or discontinue products without prior notice.



HOSES
ONE-PIECE B SERIES
ONE-PIECE D SERIES
ONE-PIECE F & P SERIES
TWO-PIECE FERRULES (A & PFR SERIES)
TWO-PIECE INSERTS (A SERIES)
TWO-PIECE INTERLOCK FERRULES & INSERTS (X & Z SERIES)
QUICK RELEASE
ASSEMBLY EQUIPMENT
TECHNICAL INFORMATION