

# Two-Piece Fittings - A Series



HOSES

ONE-PIECE  
B SERIES

ONE-PIECE  
D SERIES

ONE-PIECE  
F & P SERIES

TWO-PIECE FERRULES  
(A & PFR SERIES)

TWO-PIECE INSERTS  
(A SERIES)

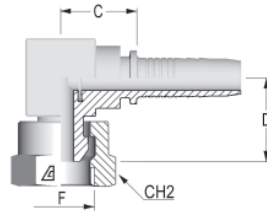
TWO-PIECE INTERLOCK  
FERRULES & INSERTS  
(X & Z SERIES)

QUICK  
RELEASE

ASSEMBLY  
EQUIPMENT

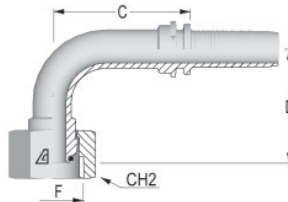
TECHNICAL  
INFORMATION

## Inserts for two-piece fittings – International End Configurations



### 90° BSP Compact Female Elbow 60° Cone

Part Number	Dash Size	Hose ID Size		F Thread		C Cut-Off Factor (mm)	D Drop (mm)	Hex Dia. CH2 (mm)	Weight (lbs/each)
		(in)	(mm)	Dash Size	Size (in) - TPI				
A-0404-FBC9	04	1/4	6.4	04	1/4-19	16.8	19.5	19	0.11
A-0506-FBC9	05	5/16	7.9	06	3/8-19	19.5	21.5	22	0.16
A-0606-FBC9	06	3/8	9.5	06	3/8-19	19.5	21.5	22	0.20
A-0608-FBC9	06	3/8	9.5	08	1/2-14	21.5	22.5	27	0.29
A-0808-FBC9	08	1/2	12.7	08	1/2-14	22.2	22.5	27	0.31
A-1212-FBC9	12	3/4	19.0	12	3/4-14	26.7	31.0	32	0.39
A-1616-FBC9	16	1	25.4	16	1-11	34.5	27.5	38	0.47



### 90° BSP O-Ring Female Swivel 60° Cone

Part Number	Dash Size	Hose ID Size		F Thread		C Cut-Off Factor (mm)	D Drop (mm)	Hex Dia. CH2 (mm)	Weight (lbs/each)
		(in)	(mm)	Dash Size	Size (in) - TPI				
A-0302-FBP9	03	3/16	4.8	02	1/8-28	25.0	29.0	14	0.06
A-0402-FBP9	04	1/4	6.4	02	1/8-28	27.0	30.0	14	0.08
A-0404-FB09	04	1/4	6.4	04	1/4-19	29.3	29.0	19	0.10
A-0406-FB09	04	1/4	6.4	06	3/8-19	28.0	30.5	22	0.13
A-0506-FB09	05	5/16	7.9	06	3/8-19	34.0	35.5	22	0.15
A-0606-FB09	06	3/8	9.5	06	3/8-19	39.5	42.0	22	0.15
A-0608-FB09	06	3/8	9.5	08	1/2-14	33.0	36.0	27	0.21
A-0808-FB09	08	1/2	12.7	08	1/2-14	40.0	41.0	27	0.24
A-0810-FB09	08	1/2	12.7	10	5/8-14	42.5	43.0	27	0.24
A-0812-FB09	08	1/2	12.7	12	3/4-14	42.5	43.0	32	0.28
A-1010-FB09	10	5/8	15.9	10	5/8-14	50.2	47.0	27	0.33
A-1012-FB09	10	5/8	15.9	12	3/4-14	48.0	46.0	32	0.42
A-1212-FB09	12	3/4	19.0	12	3/4-14	53.5	53.0	32	0.49
A-1216-FB09	12	3/4	19.0	16	1-11	54.0	50.0	38	0.66
A-1616-FB09	16	1	25.4	16	1-11	73.4	69.0	38	0.92

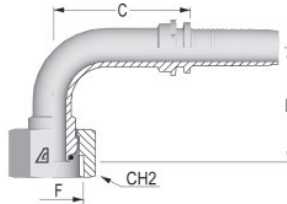
continued on the next page

Because we continually examine ways to improve our products, we reserve the right to alter specifications or discontinue products without prior notice.



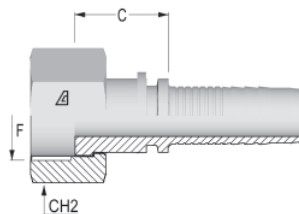
## Inserts for two-piece fittings – International End Configurations

(continued)



### 90° BSP O-Ring Female Swivel 60° Cone

Part Number	Dash Size	Hose ID Size		F Thread		C Cut-Off Factor (mm)	D Drop (mm)	Hex Dia. CH2 (mm)	Weight (lbs/each)
		(in)	(mm)	Dash Size	Size (in) - TPI				
A-1620-FB09	16	1	25.4	20	1 1/4-11	78.5	88.5	50	1.55
A-2020-FB09	20	1 1/4	31.8	20	1 1/4-11	83.0	83.0	50	1.72
A-2024-FB09	20	1 1/4	31.8	24	1 1/2-11	101.5	83.0	55	2.21
A-2424-FB09	24	1 1/2	38.1	24	1 1/2-11	96.0	96.0	55	2.98
A-2432-FB09	24	1 1/2	38.1	32	2-11	114.0	110.0	70	2.82
A-3232-FB09	32	2	50.8	32	2-11	138.0	136.0	70	4.41



### BSP Female Swivel Flat Seat

Part Number	Dash Size	Hose ID Size		F Thread		C Cut-Off Factor (mm)	Hex Dia. CH2 (mm)	Weight (lbs/each)
		(in)	(mm)	Dash Size	Size (in) - TPI			
A-0404-FBFS	04	1/4	6.4	04	1/4-19	20.3	19	0.06
A-0606-FBFS	06	3/8	9.5	06	3/8-19	20.3	22	0.09
A-0608-FBFS	06	3/8	9.5	08	1/2-14	20.8	27	0.14
A-0808-FBFS	08	1/2	12.7	08	1/2-14	21.6	27	0.16
A-0812-FBFS	08	1/2	12.7	12	3/4-14	24.6	32	0.23
A-1010-FBFS	10	5/8	15.9	10	5/8-14	15.3	27	0.22
A-1012-FBFS	10	5/8	15.9	12	3/4-14	17.6	32	0.44
A-1212-FBFS	12	3/4	19.0	12	3/4-14	18.0	32	0.26
A-1616-FBFS	16	1	25.4	16	1-11	19.9	38	0.40

Because we continually examine ways to improve our products, we reserve the right to alter specifications or discontinue products without prior notice.