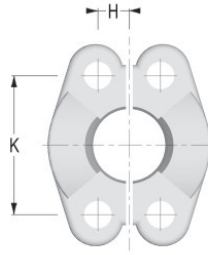


Two-Piece Fittings - A, C62SF Series



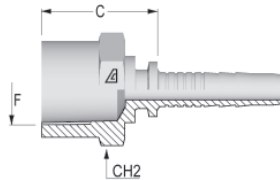
Inserts for two-piece fittings – US End Configurations



Split Flange Clamps SAE J518 Code 62 – 6000 PSI (2 Halves/Pieces per 1 Part)

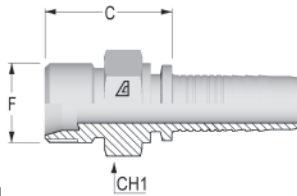
Part Number	Flange Size (in)	H (mm)	K (mm)	Max. Working Pressure (psi)	Weight (lbs/each)
C62SF-08	1/2	9.1	40.5	6000	0.35
C62SF-12	3/4	11.9	50.8	6000	0.71
C62SF-16	1	13.9	57.2	6000	1.43
C62SF-20	1 1/4	15.9	66.7	6000	1.76
C62SF-24	1 1/2	18.3	79.4	6000	3.09
C62SF-32	2	22.2	96.8	6000	4.41

Note: Bolts, washers and o-ring are not included.



Grease Fitting

Part Number	Dash Size	Hose ID Size		F Thread Size (in)	C Cut-Off Factor (mm)	Hex Dia. CH2 (mm)	Weight (lbs/each)
		(in)	(mm)				
A-0404-FGRT	04	1/4	6.4	1/2-27	23.3	19	0.07



Bite Type Tube Fitting

Part Number	Dash Size	Hose ID Size		F Thread Size (in)	C Cut-Off Factor (mm)	Hex Dia. CH1 (mm)	Weight (lbs/each)
		(in)	(mm)				
A-0404-BTTF	04	1/4	6.4	7/16-20	21.8	12	0.06
A-0506-BTTF	05	5/16	7.9	9/16-18	24.2	16	0.08
A-0606-BTTF	06	3/8	9.5	9/16-18	24.2	16	0.09
A-0808-BTTF	08	1/2	12.7	3/4-16	28.4	22	0.14
A-1212-BTTF	12	3/4	19.0	1 1/16-12	33.1	30	0.09

Because we continually examine ways to improve our products, we reserve the right to alter specifications or discontinue products without prior notice.



HOSES
ONE-PIECE B SERIES
ONE-PIECE D SERIES
ONE-PIECE F & P SERIES
TWO-PIECE FERRULES (A & PFR SERIES)
TWO-PIECE INSERTS (A SERIES)
TWO-PIECE INTERLOCK FERRULES & INSERTS (X & Z SERIES)
QUICK RELEASE
ASSEMBLY EQUIPMENT
TECHNICAL INFORMATION