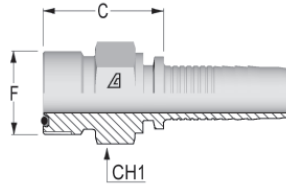


Two-Piece Fittings - A Series

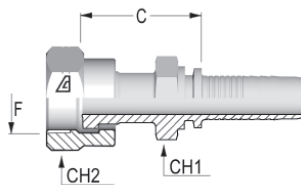


Inserts for two-piece fittings – US End Configurations



ORFS Male

Part Number	Dash Size	Hose ID Size		F Thread		C Cut-Off Factor (mm)	Hex Dia. CH1 (mm)	Weight (lbs/each)
		(in)	(mm)	Dash Size	Size (in) - TPI			
A-0404-MOFS	04	1/4	6.4	04	9/16-18	22.3	17	0.07
A-0406-MOFS	04	1/4	6.4	06	11/16-16	24.3	19	0.09
A-0606-MOFS	06	3/8	9.5	06	11/16-16	24.3	19	0.11
A-0608-MOFS	06	3/8	9.5	08	13/16-16	26.3	22	0.13
A-0610-MOFS	06	3/8	9.5	10	1-14	29.8	27	0.19
A-0808-MOFS	08	1/2	12.7	08	1 3/16-16	27.1	22	0.17
A-0810-MOFS	08	1/2	12.7	10	1-14	30.6	27	0.22
A-0812-MOFS	08	1/2	12.7	12	1 3/16-12	34.1	32	0.24
A-1010-MOFS	10	5/8	15.9	10	1-14	30.6	27	0.23
A-1012-MOFS	10	5/8	15.9	12	1 3/16-12	34.1	32	0.30
A-1210-MOFS	12	3/4	19.0	10	1-14	31.1	27	0.28
A-1212-MOFS	12	3/4	19.0	12	1 3/16-12	34.6	32	0.40
A-1216-MOFS	12	3/4	19.0	16	1 7/16-12	38.1	41	0.58
A-1616-MOFS	16	1	25.4	16	1 7/16-12	37.9	38	0.60
A-1620-MOFS	16	1	25.4	20	1 11/16-12	39.9	46	0.78
A-2020-MOFS	20	1 1/4	31.8	20	1 11/16-12	41.5	46	0.90



ORFS Female – Double Hex

Part Number	Dash Size	Hose ID Size		F Thread		C Cut-Off Factor (mm)	Hex Dia. CH1 (mm)	Hex Dia. CH2 (mm)	Weight (lbs/each)
		(in)	(mm)	Dash Size	Size (in) - TPI				
A-0404-FOFS	04	1/4	6.4	04	9/16-18	27.3	14	17	0.08
A-0406-FOFS	04	1/4	6.4	06	11/16-16	30.3	17	22	0.13
A-0506-FOFS	05	5/16	7.9	06	11/16-16	30.3	17	22	0.13
A-0606-FOFS	06	3/8	9.5	06	11/16-16	30.3	17	22	0.14
A-0608-FOFS	06	3/8	9.5	08	13/16-16	35.3	22	24	0.21
A-0806-FOFS	08	1/2	12.7	06	11/16-16	32.1	19	22	0.22
A-0808-FOFS	08	1/2	12.7	08	13/16-16	36.1	22	24	0.22

continued on the next page

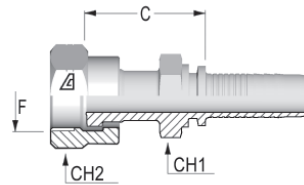
Because we continually examine ways to improve our products, we reserve the right to alter specifications or discontinue products without prior notice.



HOSES
ONE-PIECE B SERIES
ONE-PIECE D SERIES
ONE-PIECE F & P SERIES
TWO-PIECE FERRULES (A & PFR SERIES)
TWO-PIECE INSERTS (A SERIES)
TWO-PIECE INTERLOCK FERRULES & INSERTS (X & Z SERIES)
QUICK RELEASE
ASSEMBLY EQUIPMENT
TECHNICAL INFORMATION

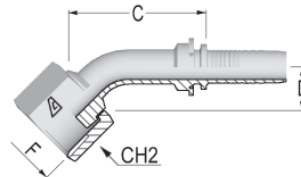
Inserts for two-piece fittings – US End Configurations

(continued)



ORFS Female – Double Hex

Part Number	Dash Size	Hose ID Size		F Thread		C Cut-Off Factor (mm)	Hex Dia. CH1 (mm)	Hex Dia. CH2 (mm)	Weight (lbs/each)
		(in)	(mm)	Dash Size	Size (in) - TPI				
A-0810-FOFS	08	1/2	12.7	10	1-14	39.6	24	30	0.32
A-0812-FOFS	08	1/2	12.7	12	1 3/16-12	42.1	30	36	0.32
A-1008-FOFS	10	5/8	15.9	08	13/16-16	39.6	24	24	0.31
A-1010-FOFS	10	5/8	15.9	10	1-14	39.6	24	30	0.32
A-1012-FOFS	10	5/8	15.9	12	1 3/16-12	42.1	30	36	0.50
A-1210-FOFS	12	3/4	19.0	10	1-14	40.1	27	30	0.50
A-1212-FOFS	12	3/4	19.0	12	1 3/16-12	42.6	30	36	0.50
A-1216-FOFS	12	3/4	19.0	16	1 7/16-12	48.6	36	41	0.73
A-1612-FOFS	16	1	25.4	12	1 3/16-12	45.4	32	36	0.73
A-1616-FOFS	16	1	25.4	16	1 7/16-12	49.4	36	41	0.73
A-1620-FOFS	16	1	25.4	20	1 11/16-12	50.4	41	50	0.79
A-2020-FOFS	20	1 1/4	31.8	20	1 11/16-12	52.0	41	50	1.10
A-2424-FOFS	24	1 1/2	38.1	24	2-12	56.5	50	60	1.76



45° ORFS Female Swivel

Part Number	Dash Size	Hose ID Size		F Thread		C Cut-Off Factor (mm)	D Drop (mm)	Hex Dia. CH2 (mm)	Weight (lbs/each)
		(in)	(mm)	Dash Size	Size (in) - TPI				
A-0404-F045	04	1/4	6.4	04	9/16-18	41.1	11.0	17	0.08
A-0406-F045	04	1/4	6.4	06	11/16-16	46.1	11.0	22	0.12
A-0606-F045	06	3/8	9.5	06	11/16-16	47.4	12.0	22	0.14
A-0608-F045	06	3/8	9.5	08	13/16-16	51.2	15.0	24	0.19
A-0808-F045	08	1/2	12.7	08	13/16-16	47.1	16.0	24	0.29
A-0810-F045	08	1/2	12.7	10	1-14	50.4	16.5	30	0.29
A-0812-F045	08	1/2	12.7	12	1 3/16-12	53.1	16.5	36	0.31
A-1010-F045	10	5/8	15.9	10	1-14	57.7	17.0	30	0.33
A-1012-F045	10	5/8	15.9	12	1 3/16-12	60.1	17.0	36	0.38
A-1212-F045	12	3/4	19.0	12	1 3/16-12	63.5	21.0	36	0.60
A-1216-F045	12	3/4	19.0	16	1 7/16-12	70.7	24.0	41	1.01
A-1616-F045	16	1	25.4	16	1 7/16-12	82.4	26.0	41	0.90
A-2020-F045	20	1 1/4	31.8	20	1 11/16-12	97.4	26.0	50	1.25
A-2424-F045	24	1 1/2	38.1	24	2-12	105.5	28.0	60	1.68

Because we continually examine ways to improve our products, we reserve the right to alter specifications or discontinue products without prior notice.