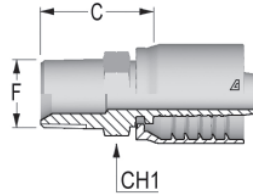


AlfaCrimp One-Piece Fittings - D Series

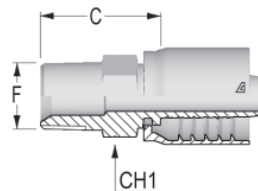


HOSES
ONE-PIECE B SERIES
ONE-PIECE D SERIES
ONE-PIECE F & P SERIES
TWO-PIECE FERRULES (A & PFR SERIES)
TWO-PIECE INSERTS (A SERIES)
TWO-PIECE INTERLOCK FERRULES & INSERTS (X & Z SERIES)
QUICK RELEASE
ASSEMBLY EQUIPMENT
TECHNICAL INFORMATION



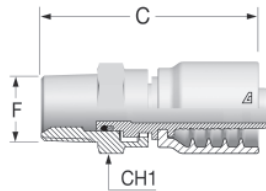
NPTF Male 60° Seat

Part Number	Dash Size	Hose ID Size		F Thread		C Cut-Off Factor (mm)	CH1 (mm)	Weight (lbs/each)
		(in)	(mm)	Dash Size	Size (in) - TPI			
D-0604-MNPT	06	3/8	9.5	04	1/4-18	26.8	17	0.18
D-0606-MNPT	06	3/8	9.5	06	3/8-18	27.8	19	0.20
D-0608-MNPT	06	3/8	9.5	08	1/2-14	31.3	22	0.27
D-0806-MNPT	08	1/2	12.7	06	3/8-18	28.6	19	0.25
D-0808-MNPT	08	1/2	12.7	08	1/2-14	32.1	22	0.31
D-0812-MNPT	08	1/2	12.7	12	3/4-14	34.1	27	0.36
D-1012-MNPT	10	5/8	15.9	12	3/4-14	34.1	27	0.40
D-1212-MNPT	12	3/4	19.0	12	3/4-14	34.6	27	0.50
D-1216-MNPT	12	3/4	19.0	16	1-11 1/2	43.6	36	0.70
D-1616-MNPT	16	1	25.4	16	1-11 1/2	44.4	36	0.97
D-1620-MNPT	16	1	25.4	20	1 1/4-11 1/2	47.4	46	1.23
D-2020-MNPT	20	1 1/4	31.8	20	1 1/4-11 1/2	49.0	46	1.40
D-2024-MNPT	20	1 1/4	31.8	24	1 1/2-11 1/2	50.5	50	1.53
D-2424-MNPT	24	1 1/2	38.1	24	1 1/2-11 1/2	50.5	50	1.79
D-3232-MNPT	32	2	50.8	32	2-11 1/2	54.2	65	2.69



API Male

Part Number	Dash Size	Hose ID Size		F Thread		C Cut-Off Factor (mm)	CH1 (mm)	Weight (lbs/each)
		(in)	(mm)	Dash Size	Size (in) - TPI			
D-2424-MAPI	24	1 1/2	38.1	24	1 1/2-11 1/2	80.3	50	2.50



NPTF Male Swivel 60° Seat

Part Number	Dash Size	Hose ID Size		F Thread		C Cut-Off Factor (mm)	CH1 (mm)	Weight (lbs/each)
		(in)	(mm)	Dash Size	Size (in) - TPI			
D-1212-MNPS	12	3/4	19.0	12	3/4-14	50.1	32	0.55
D-1616-MNPS	16	1	25.4	16	1-11 1/2	57.9	41	1.06

Because we continually examine ways to improve our products, we reserve the right to alter specifications or discontinue products without prior notice.

